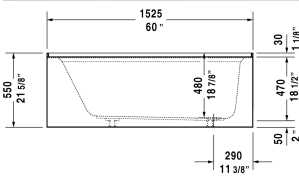
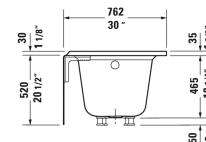
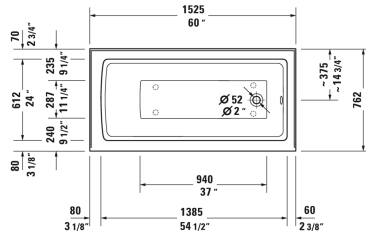


Architec Bathtub with panel height 20 1/2" # 70035500000091

| < 60" Inch > |



Bathtub with panel height 20 1/2"	Dimension	Weight	Order number
above floor rough, rectangle, with integrated panel and flange, flange clips, tub feet, drain right, cUPC® listed*, Sanitary acrylic			
Colors			
00 White			
Variant			
Base tub	60" x 30" Inch	88 lb	70035500000091
Infobox			
* Complies with the following standards: CSA B45.5/IAPMO Z124, Special order - available only upon request, Minimum order qty. = 30 pcs., ANSI standard drain is required with drain shoe equal or less than 3" (not supplied by Duravit)			
Suitable products			
Flange clips 6 pcs., (included), for Architec bathtubs with integrated panel (height 19 1/4") and flange,			790160
Tub feet 4 pieces, (included), for Architec bathtubs with integrated panel (height 20 3/8") and flange,			790164

All drawings contain the necessary measurements which are subject to standard tolerances. They are stated in inch & mm and are non-binding. Exact measurements, in particular for customized installation scenarios, can only be taken from the finished ceramic piece.