

DOVE Siphonic One-Piece High-Efficiency Toilet

MODEL: OV-T2814S

FEATURES

- One-piece modern design (full glazed trapway)
- 28-7/10" L \* 16-1/2" W \* 28-7/10" H
- Siphonic single flushing system (side flush button)
- Water Sense low consumption (1.28 GPF)
- Soft close PP seat cover (easy fixing)
- Easy installation with side holes
- Elongated design (18-1/2")
- ADA height (16-1/2")
- MAP: 800G
- S-trap: 12" rough-in

CODES/STANDARDS

- In compliance with ASME A112.19.2-2013 / CSA B45.1-13
- Certifications: IAPMO (cUPC), Water Sense, ADA

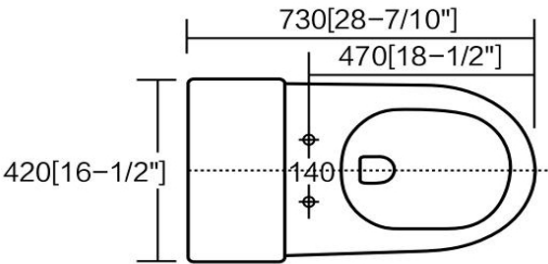
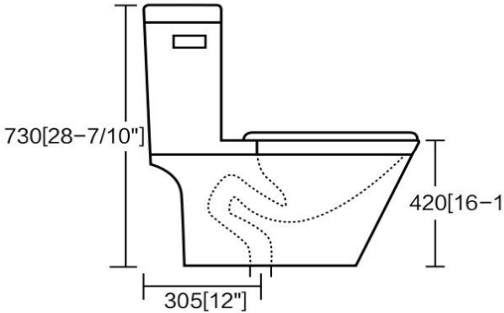
SPECIFICATIONS


Water Use	1.28 GPF/4.8LPF
Flush System	HTD Flush
Trap Diameter	2-1/8"
Rough-in	12"
Warranty	Two Year Limited Warranty
Material	Vitreous china
Shipping Weight	113 lbs.

TOILET DETAILS



FLUSH TEST (MAP: 800G)





MaP Scoring Guide		
1,000g-600g	Highly Recommended	
600g-350g	Recommended	
350g-250g	Acceptable	
250g-0g	Not Recommended	

**FLUSHING SYSTEM (CUPC APPROVAL)**



**SOFT CLOSE PP SEAT COVER / SIDE HOLE FITTINGS**



**WATER TESTING (24 HOURS)**



**CHECKING (WATER LEAK)**



